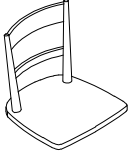






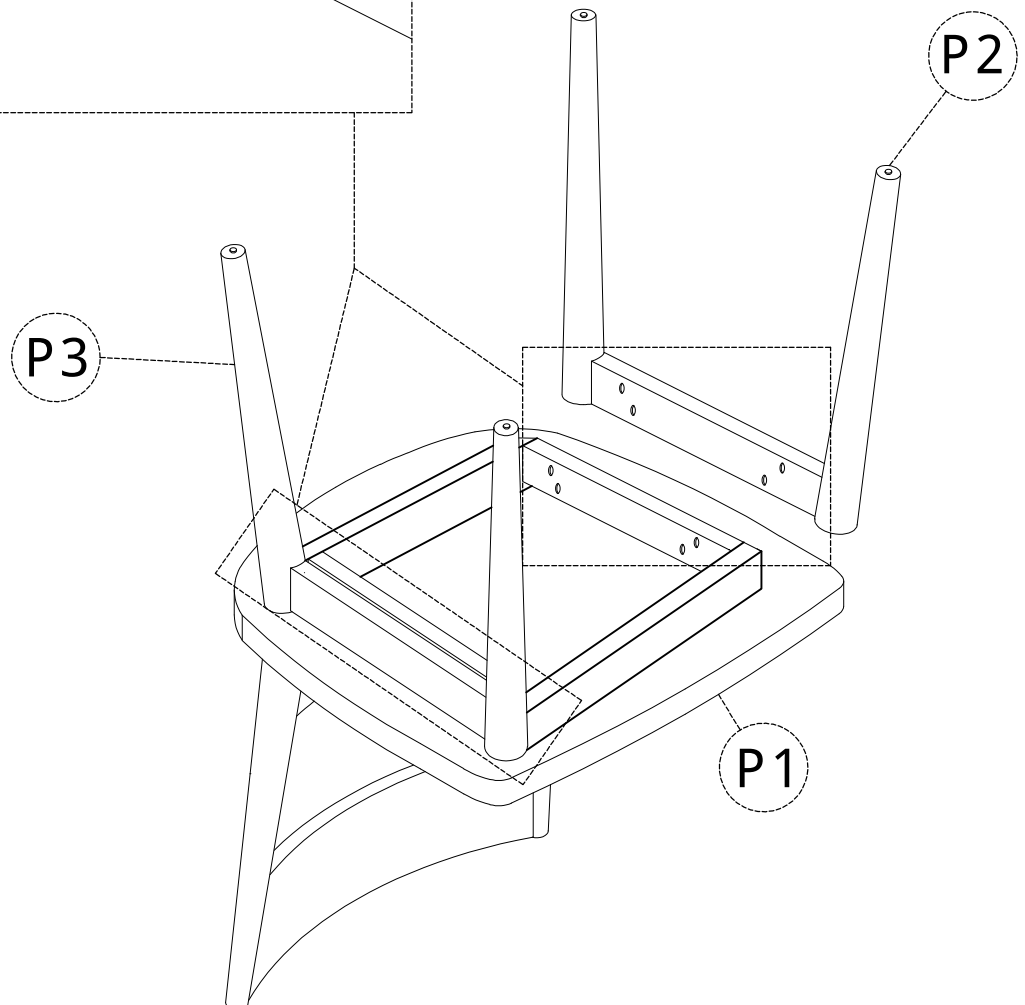

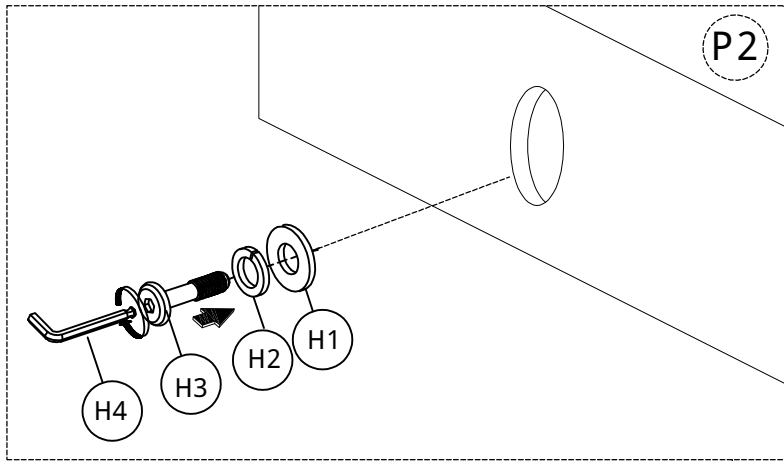
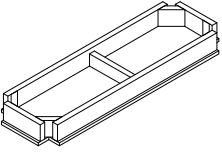







| PART LIST | | | |
|-----------|---|------|-------------|
| NO. | DRAWING | QTY. | DESCRIPTION |
| P1 |  | 1 | Seat Frame |
| P2 |  | 1 | Left Legs |
| P3 |  | 1 | Right Legs |

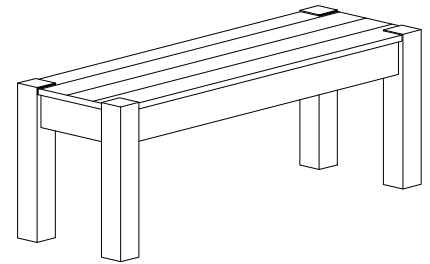
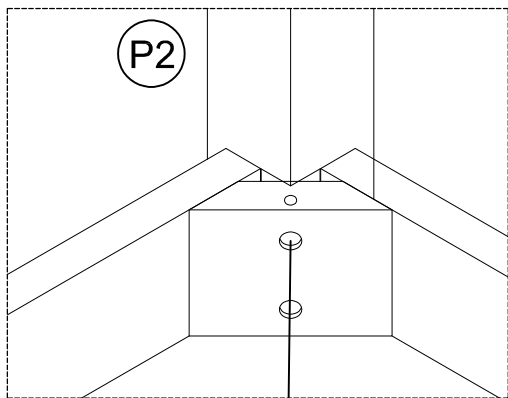
| HARDWARE LIST | | | |
|---------------|--|------|--------------------------|
| NO. | DRAWING | QTY. | DESCRIPTION |
| H1 |  | 8 | Flat Washer d 5/16"x19mm |
| H2 |  | 8 | Spring Washer d 5/16" |
| H3 |  | 8 | Bolt d 5/16"x50mm |
| H4 |  | 1 | Allen key 4mm |

Step 1

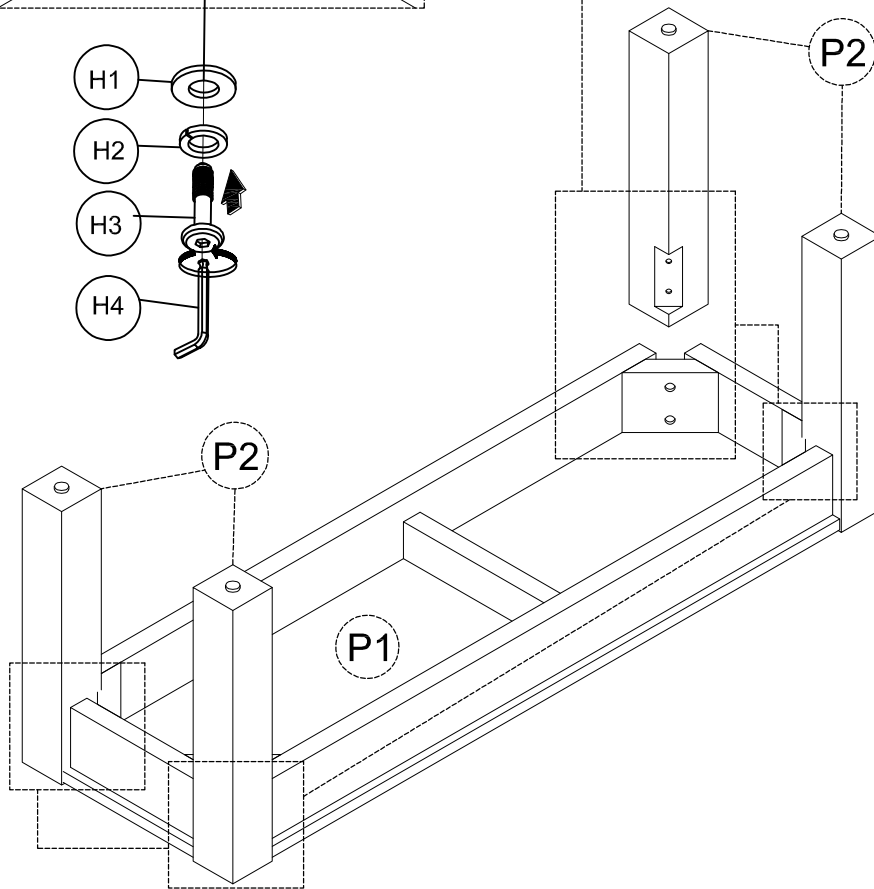


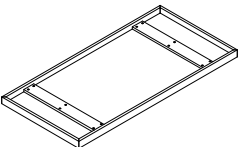

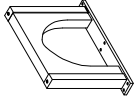



| PART LIST | | | | HARDWARE LIST | | | |
|-----------|---|------|-------------|---------------|--|------|-------------------------|
| NO. | DRAWING | QTY. | DESCRIPTION | NO. | DRAWING | QTY. | DESCRIPTION |
| P1 |  | 1 | Seat Frame | H1 |  | 8 | Flat Washer Ø5/16"x19mm |
| P2 |  | 4 | Legs | H2 |  | 8 | Spring Washer Ø5/16" |
| | | | | H3 |  | 8 | Bolt Ø5/16"x50mm |
| | | | | H4 |  | 1 | Allen key 4mm |

Step 1

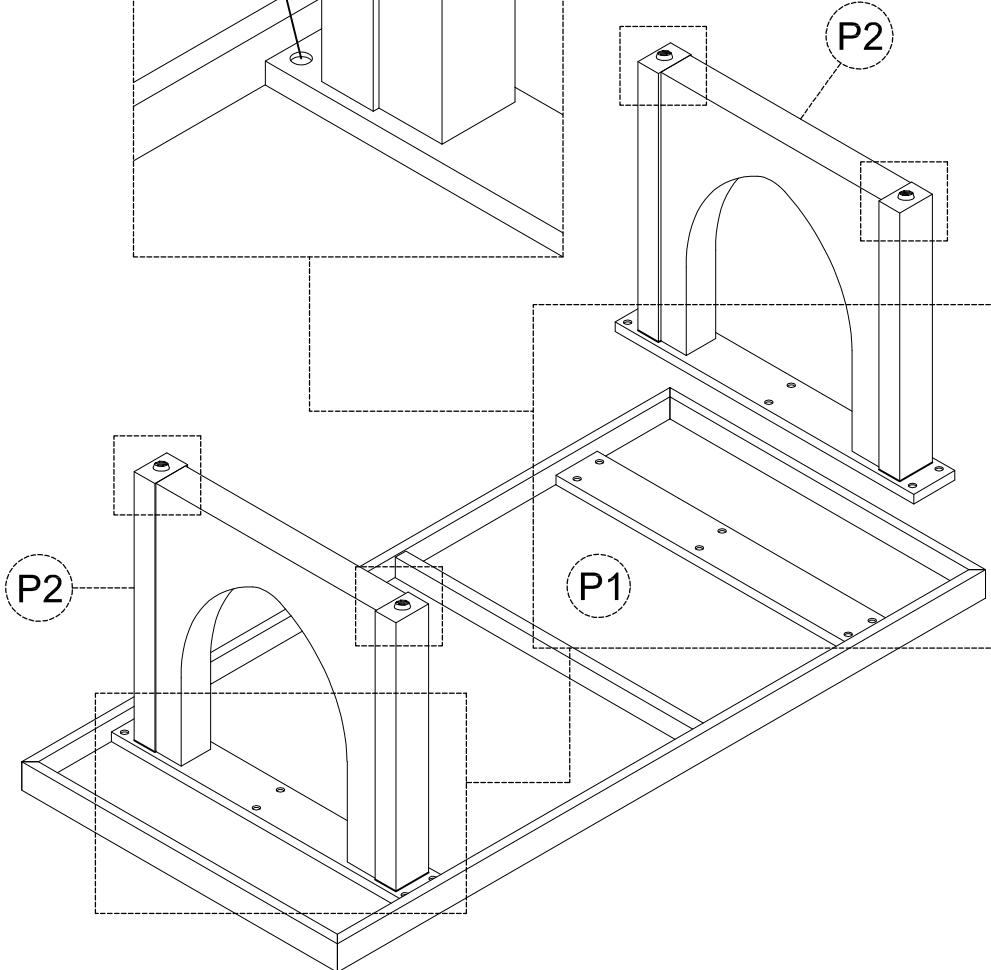
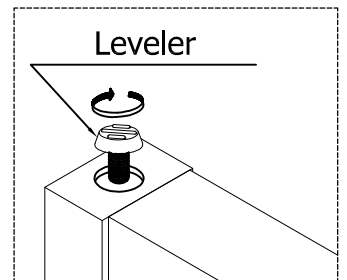
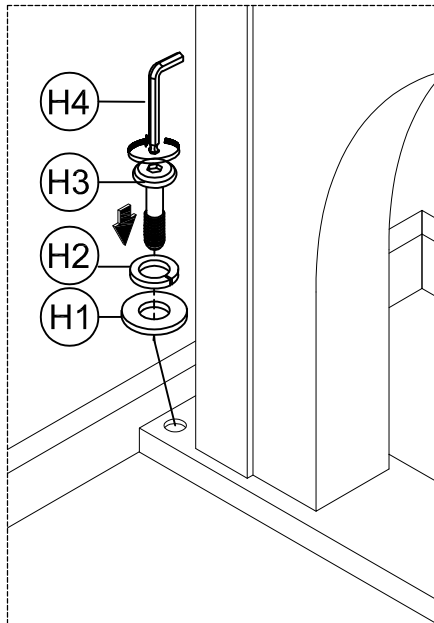
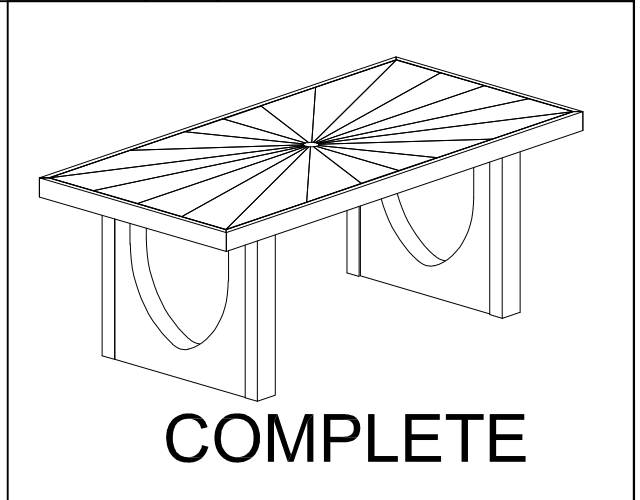





COMPLETE





| PART LIST | | | | HARDWARE LIST | | | |
|-----------|---|------|-------------|---------------|--|------|-------------------------|
| NO. | DRAWING | QTY. | DESCRIPTION | NO. | DRAWING . | QTY. | DESCRIPTION |
| P1 |  | 1 | Table Top | H1 |  | 12 | Plat Washer Ø5/16"x19mm |
| P2 |  | 2 | Legs | H2 |  | 12 | Spring Washer Ø5/16" |
| | | | | H3 |  | 12 | Bolt Ø5/16"x50mm |
| | | | | H4 |  | 1 | Allen key 4mm |

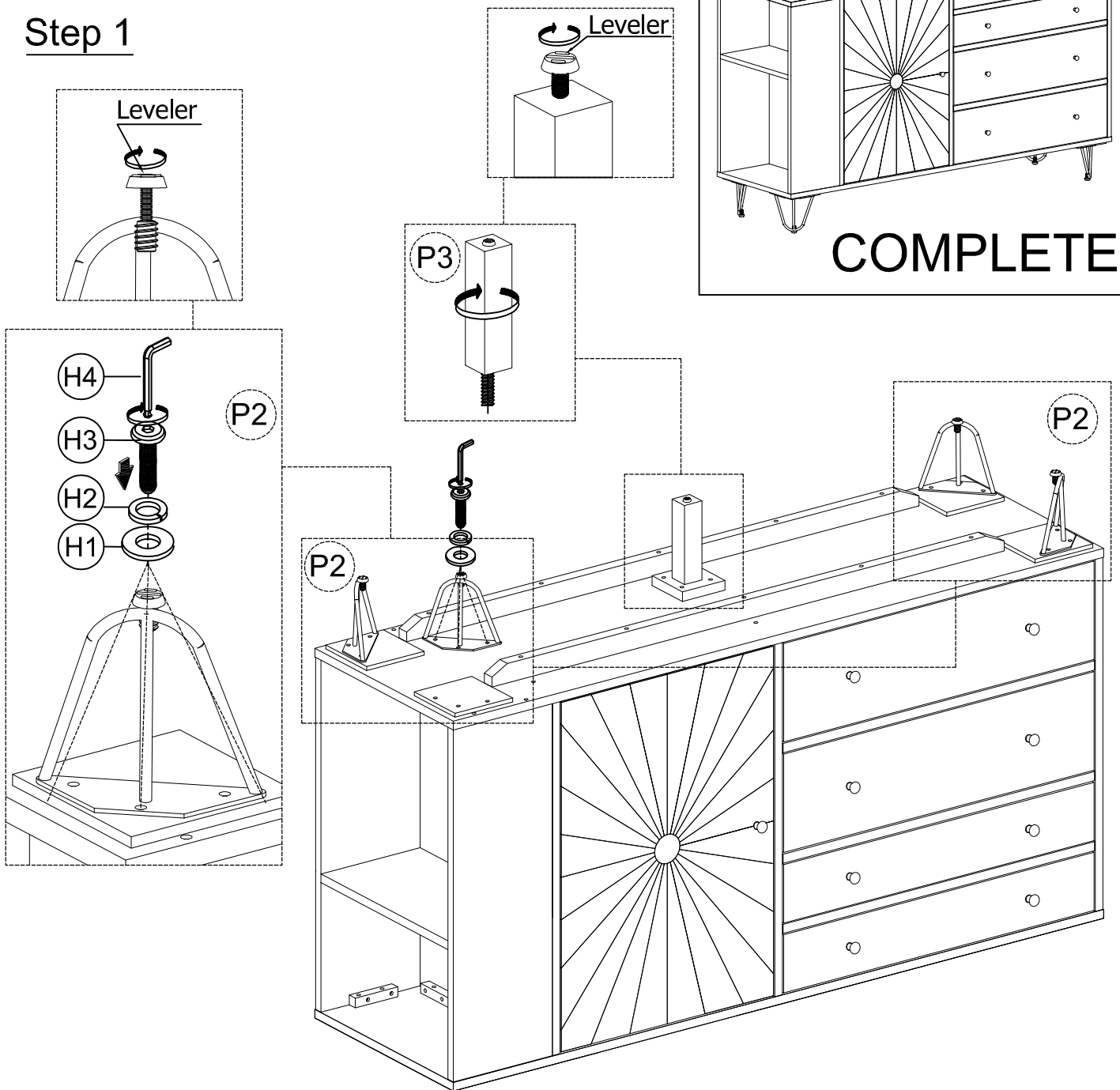
Step 1

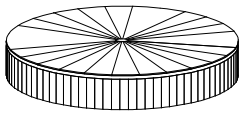




| PART LIST | | | |
|-----------|---|------|-------------|
| NO. | DRAWING | QTY. | DESCRIPTION |
| P1 |  | 1 | Cabinet |
| P2 |  | 4 | Legs |
| P3 |  | 1 | extra leg |

| HARDWARE LIST | | | |
|---------------|--|------|-------------------------|
| NO. | DRAWING | QTY. | DESCRIPTION |
| H1 |  | 12 | Flat Washer Ø5/16"x16mm |
| H2 |  | 12 | Spring Washer Ø5/16" |
| H3 |  | 12 | Bolt Ø5/16"x20mm |
| H4 |  | 1 | Allen key 4mm |

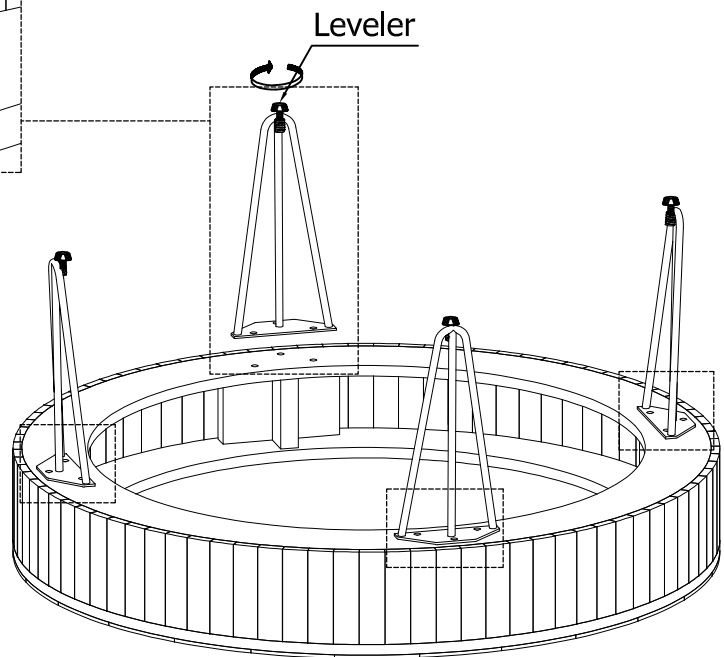
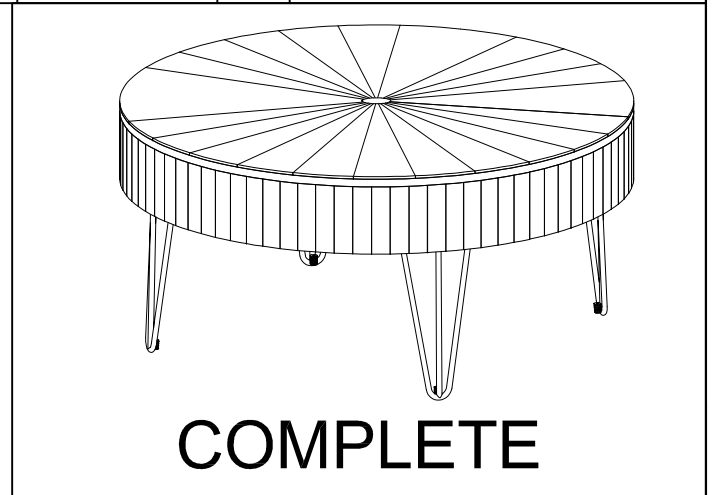
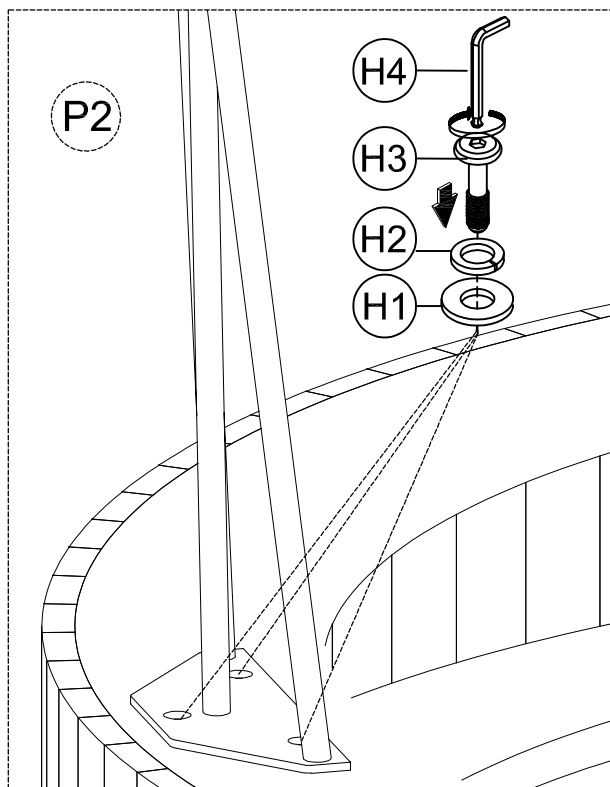
Step 1

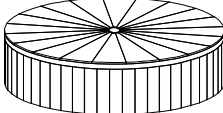







| PART LIST | | | |
|-----------|---|------|-------------|
| NO. | DRAWING | QTY. | DESCRIPTION |
| P1 |  | 1 | Table Top |
| P2 |  | 4 | Legs |

| HARDWARE LIST | | | |
|---------------|--|------|-------------------------|
| NO. | DRAWING | QTY. | DESCRIPTION |
| H1 |  | 12 | Flat Washer Ø5/16"x16mm |
| H2 |  | 12 | Spring Washer Ø5/16" |
| H3 |  | 12 | Bolt Ø5/16" x 20mm |
| H4 |  | 1 | Allen key 4mm |

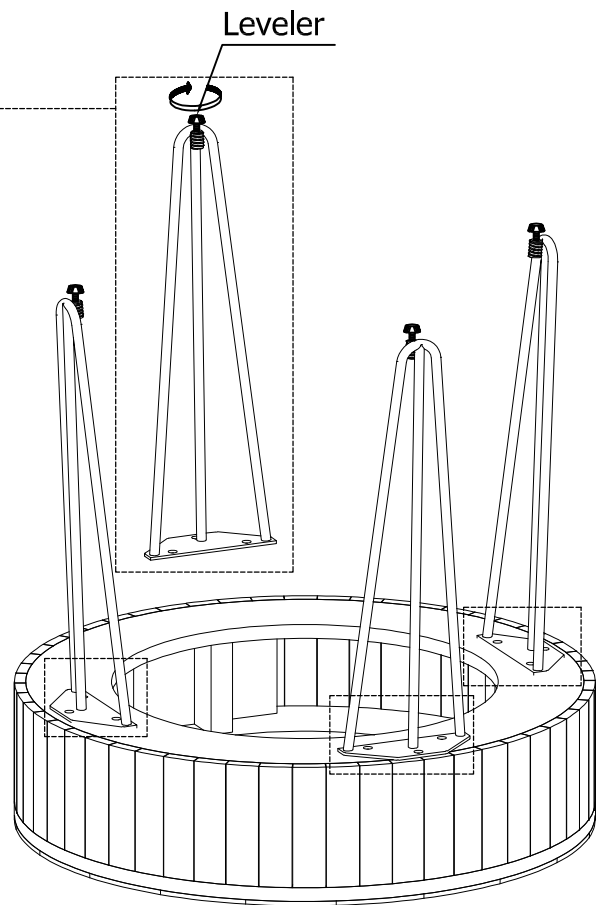
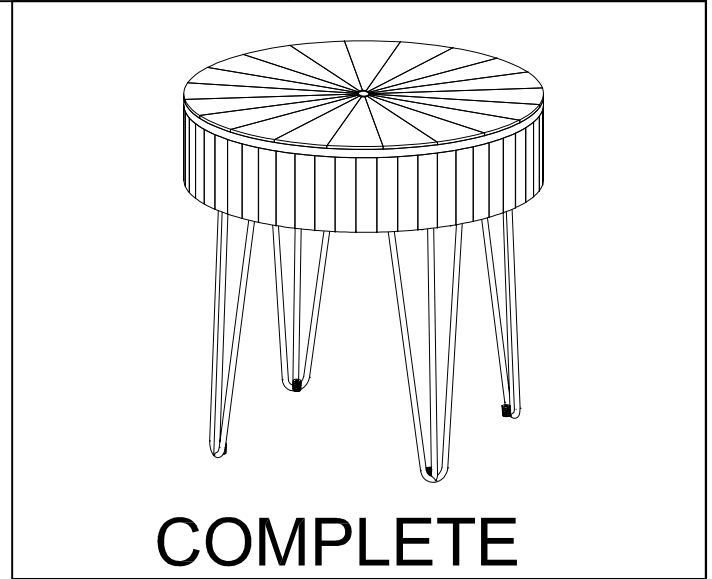
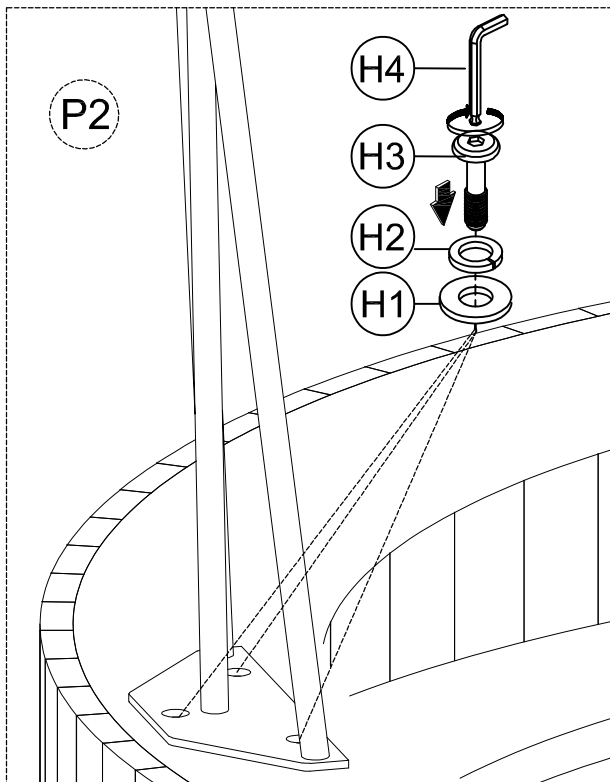
Step 1

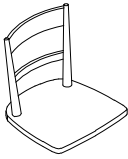








| PART LIST | | | |
|-----------|---|------|-------------|
| NO. | DRAWING | QTY. | DESCRIPTION |
| P1 |  | 1 | Table Top |
| P2 |  | 4 | Legs |

| HARDWARE LIST | | | |
|---------------|---|------|-------------------------|
| NO. | DRAWING . | QTY. | DESCRIPTION |
| H1 |  | 12 | Plat Washer Ø5/16"x16mm |
| H2 |  | 12 | Spring Washer Ø5/16" |
| H3 |  | 12 | Bolt Ø5/16"*15mm |
| H4 |  | 1 | Allen key 4mm |

Step 1

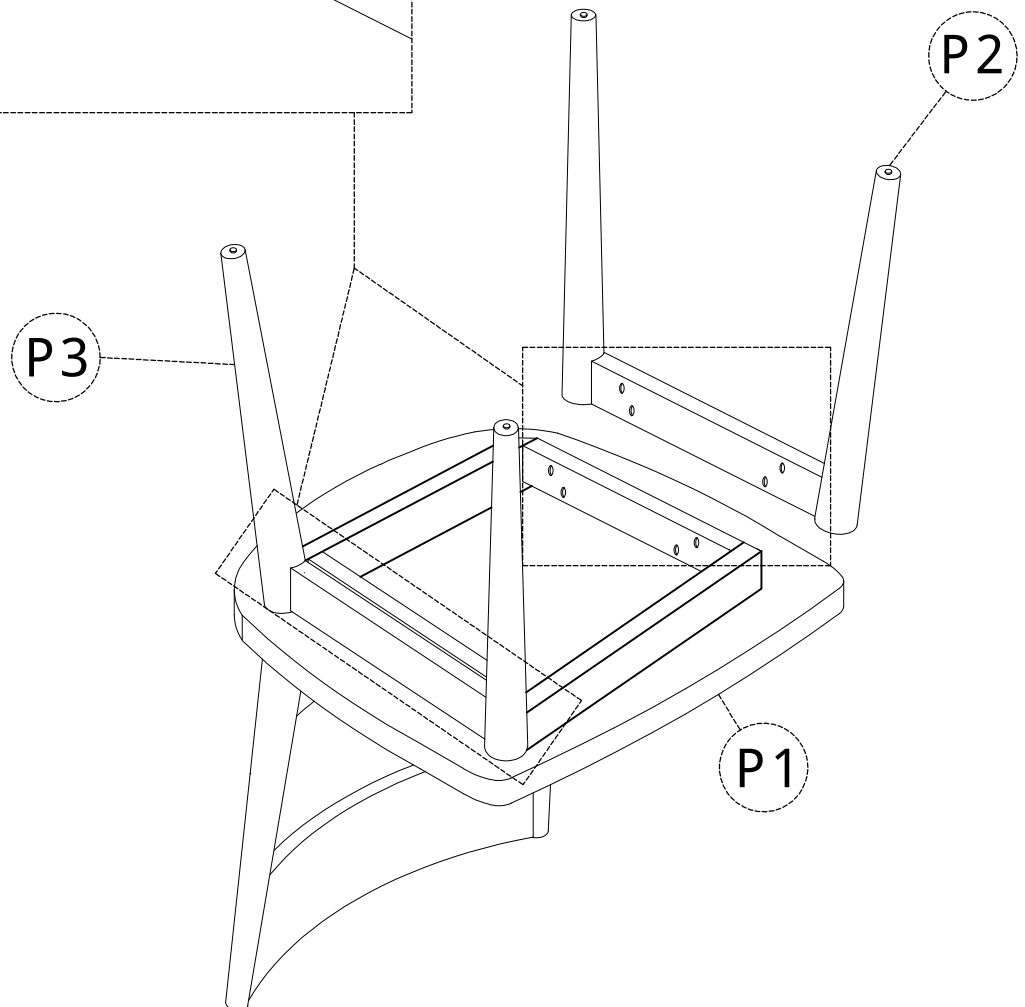

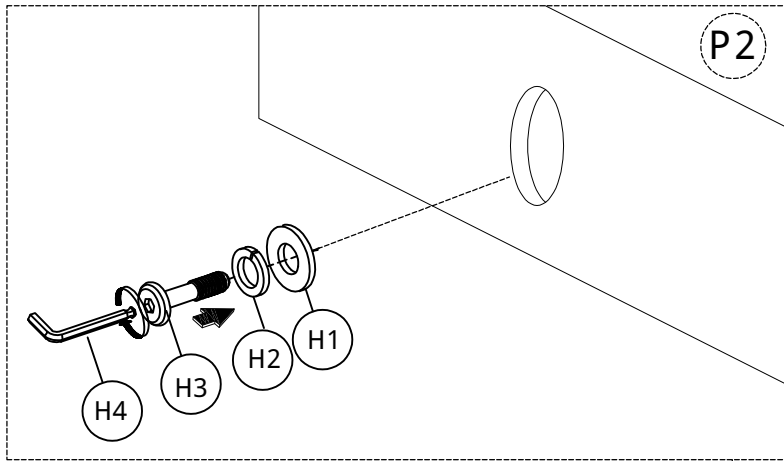


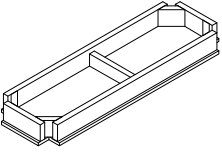

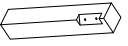



| Liste des pi- ces | | | |
|-------------------|---|-----|-----------------|
| Né | Dessin | Qté | Description |
| P1 |  | 1 | Cadre du si- ge |
| P2 |  | 1 | La jambe gauche |
| P3 |  | 1 | jambe droite |

| Liste des pi- ces de montage | | | |
|------------------------------|--|-----|--|
| Né | Dessin | Qté | Description |
| H1 |  | 8 | Rondelle plate d 5/16pox19mm |
| H2 |  | 8 | Rondelle de blocage - ressort d 5/16po |
| H3 |  | 8 | Boulon d 5/16po x 50mm |
| H4 |  | 1 | Clé Allen 4mm |

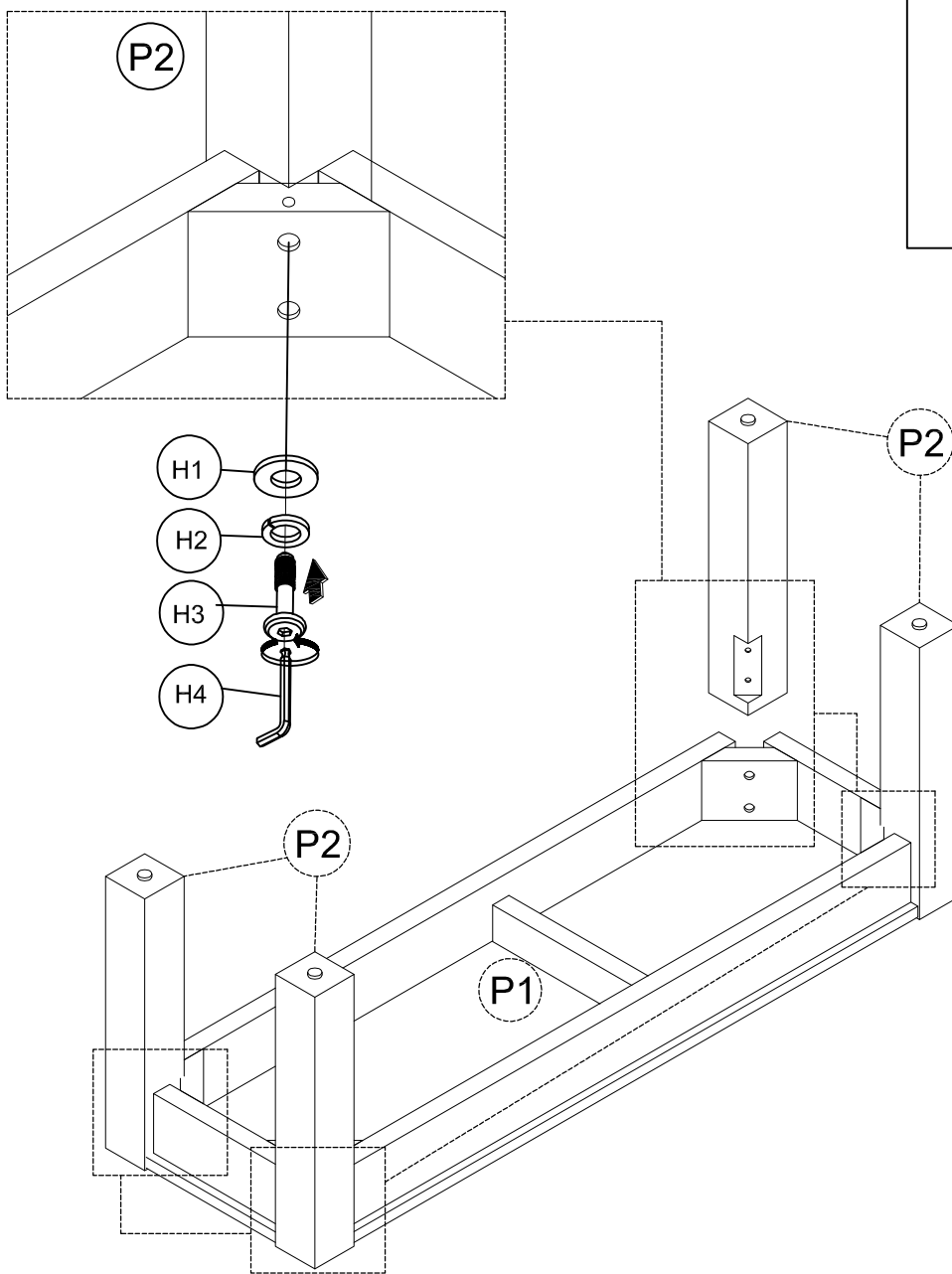

jambe droite

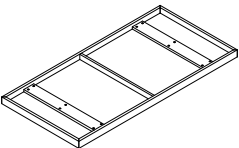
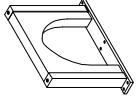
Étape 1



| Liste des pièces | | | | Liste des pièces de montage | | | |
|------------------|---|------|----------------|-----------------------------|--|------|---------------------------------------|
| N°. | Dessin | Qté. | Description | N°. | Dessin | Qté. | Description |
| P1 |  | 1 | Cadre du siège | H1 |  | 8 | Rondelle plate Ø5/16pox19mm |
| P2 |  | 4 | Pieds | H2 |  | 8 | Rondelle de blocage à ressort Ø5/16po |
| | | | | H3 |  | 8 | Boulon Ø5/16pox50mm |
| | | | | H4 |  | 1 | Clé Allen 4mm |

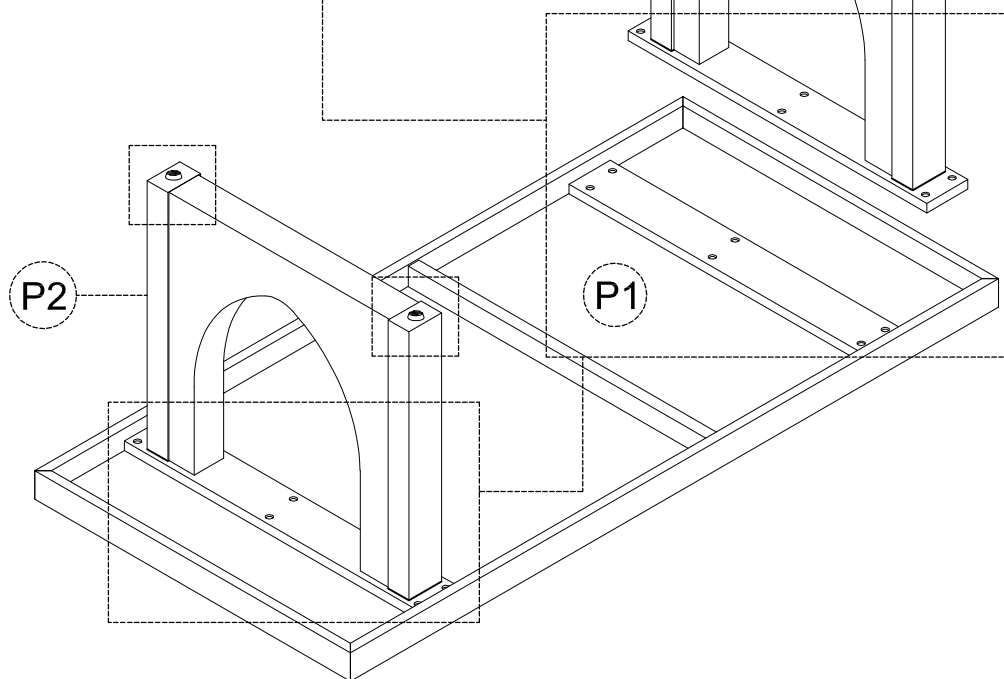
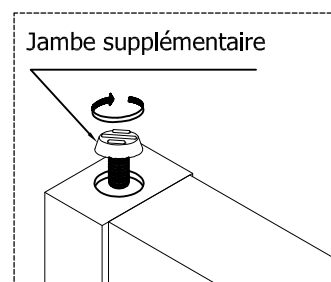
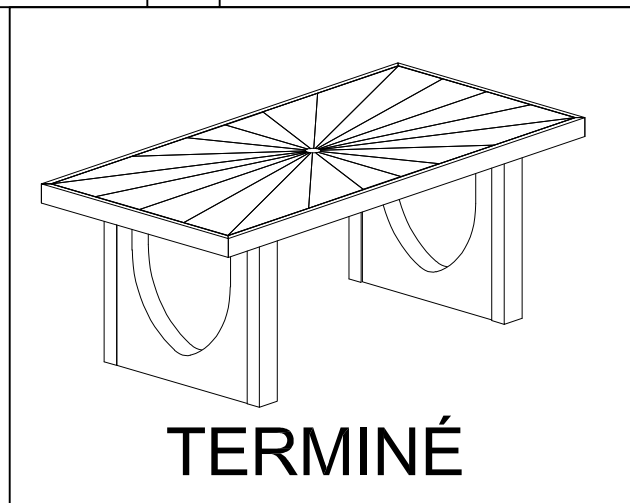
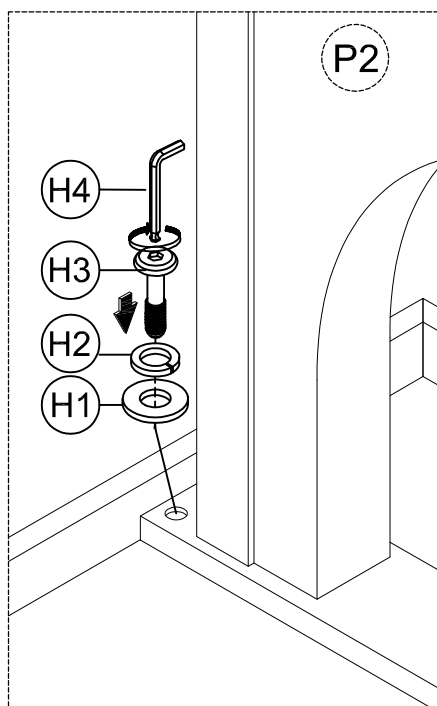
Étape 1

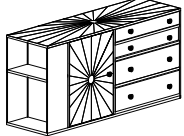




| Liste des pièces | | | |
|------------------|---|------|-------------|
| N°. | Dessin | Qté. | Description |
| P1 |  | 1 | Tableau |
| P2 |  | 2 | Pieds |

| Liste des pièces de montage | | | |
|-----------------------------|--|------|---------------------------------------|
| N°. | Dessin | Qté. | Description |
| H1 |  | 12 | Rondelle plate Ø5/16pox19mm |
| H2 |  | 12 | Rondelle de blocage à ressort Ø5/16po |
| H3 |  | 12 | Boulon Ø5/16po x 50mm |
| H4 |  | 1 | Clé Allen 4mm |

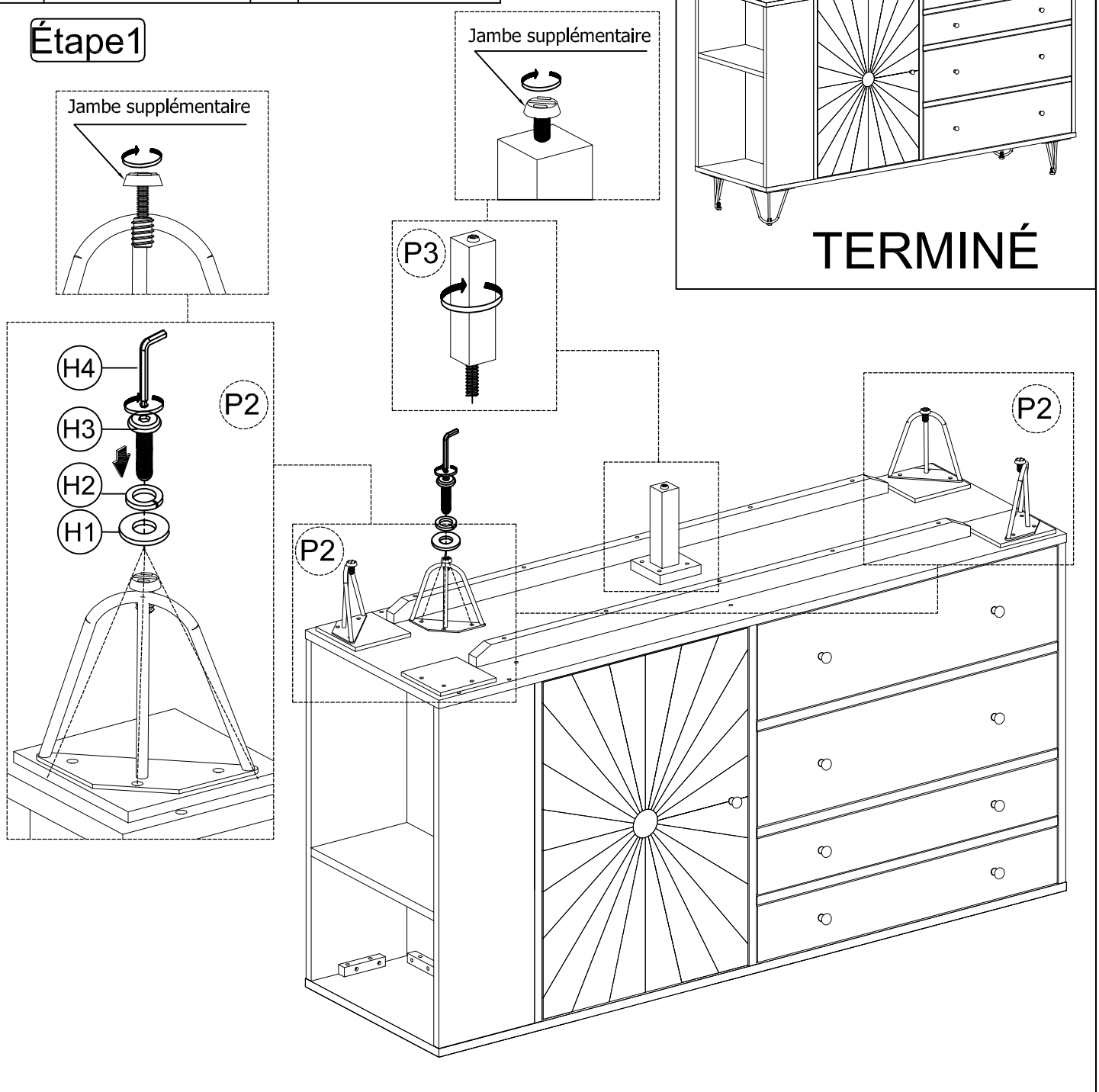
Étape1

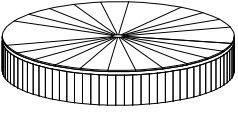







| Liste des pièces | | | |
|------------------|---|------|----------------------|
| N°. | Dessin | Qté. | Description |
| P1 |  | 1 | Armoire |
| P2 |  | 4 | Pieds |
| P3 |  | 1 | Jambe supplémentaire |

| Liste des pièces de montage | | | |
|-----------------------------|--|------|---------------------------------------|
| N°. | Dessin | Qté. | Description |
| H1 |  | 12 | Rondelle plate Ø5/16pox16mm |
| H2 |  | 12 | Rondelle de blocage à ressort Ø5/16po |
| H3 |  | 12 | Boulon Ø5/16po x 20mm |
| H4 |  | 1 | Clé Allen 4mm |

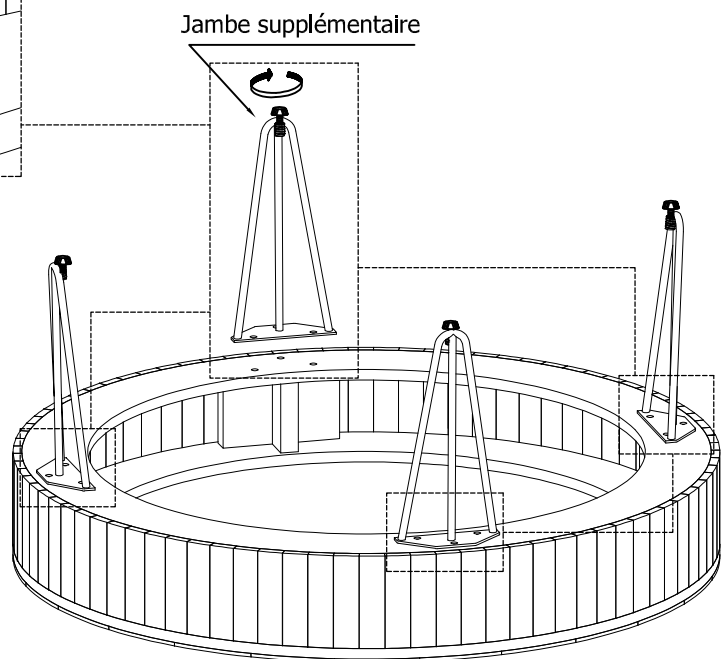
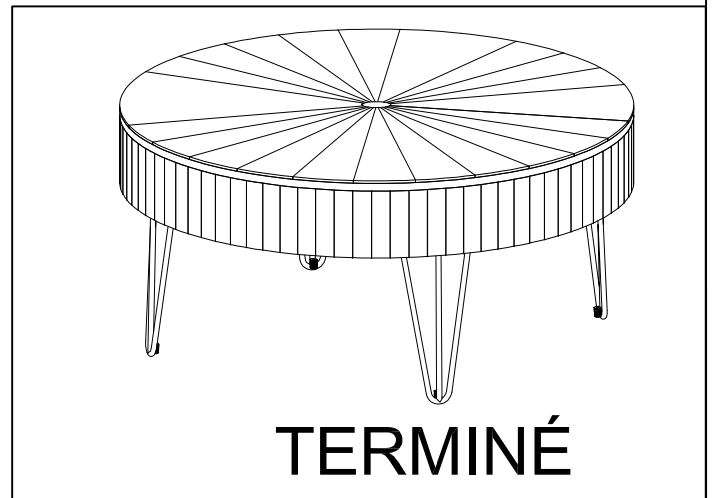
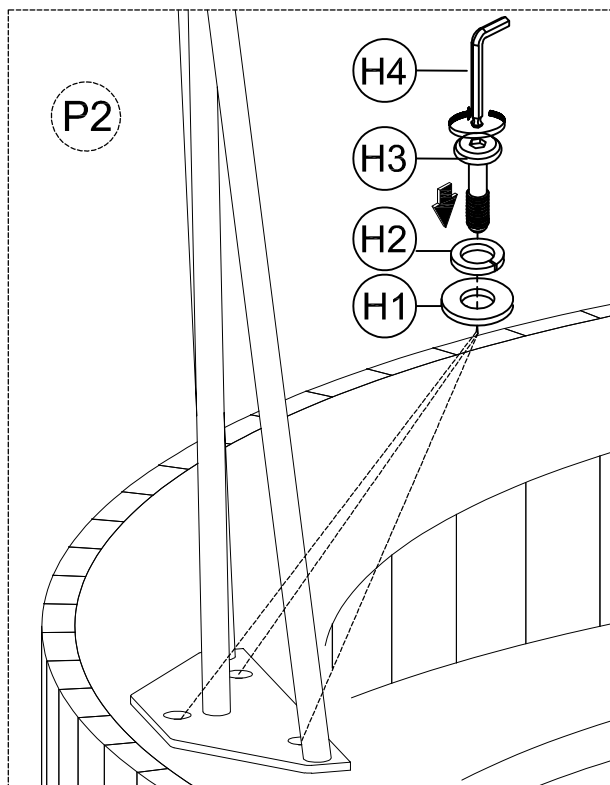
Étape 1

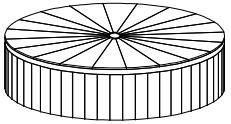







| Liste des pièces | | | |
|------------------|---|------|--------------------|
| N°. | Dessin | Qté. | Description |
| P1 |  | 1 | Dessus de la table |
| P2 |  | 4 | Pieds |

| Liste des pièces de montage | | | |
|-----------------------------|--|------|---------------------------------------|
| N°. | Dessin | Qté. | Description |
| H1 |  | 12 | Rondelle plate Ø5/16pox16mm |
| H2 |  | 12 | Rondelle de blocage à ressort Ø5/16po |
| H3 |  | 12 | Boulon Ø5/16po x 20mm |
| H4 |  | 1 | Clé Allen 4mm |

Étape 1



| Liste des pièces | | | |
|------------------|---|------|--------------------|
| N°. | Dessin | Qté. | Description |
| P1 |  | 1 | Dessus de la table |
| P2 |  | 4 | Pieds |

| Liste des pièces de montage | | | |
|-----------------------------|--|------|---------------------------------------|
| N°. | Dessin | Qté. | Description |
| H1 |  | 12 | Rondelle plate Ø5/16pox16mm |
| H2 |  | 12 | Rondelle de blocage à ressort Ø5/16po |
| H3 |  | 12 | Boulon Ø5/16pox15mm |
| H4 |  | 1 | Clé Allen 4mm |

Étape 1

